


- 1 Anderson Building
- 3 E.P. Richarz Building
- 5 Automotive Building
- 6 Garner Science Building
- 8 Kincaid Building
- 10 Tate Fine Arts Building
- 11 Espinosa Building
- 12 J. Richarz Administration Building
- 13 LaForge Hall
- 14 Will C. Miller Library
- 16 Maintenance Building
- 17 Miller Building
- 18 Mathews Student Center
- 19 Memorial Building
- 20 Fly Building
- 21 Wagner Building
- 22 Welding Building
- 23 Wet Building
- 26 Wildlife-Aviation Building
- 29 Transportation Building
- 30 Daycare Center
- 31 Kirohn & Powers Child Development Center
- 33 Art Building

# Uvalde Campus



Revision: CONSTRUCTION		
#	Change	Date
1	Preliminary Submitted	10/24/12
2	Submitted to PM for Approval	10/27/12
3	PM Approved	12/07/12
4	Draw Mod Hood	02/08/13
5	Construction	02/08/13

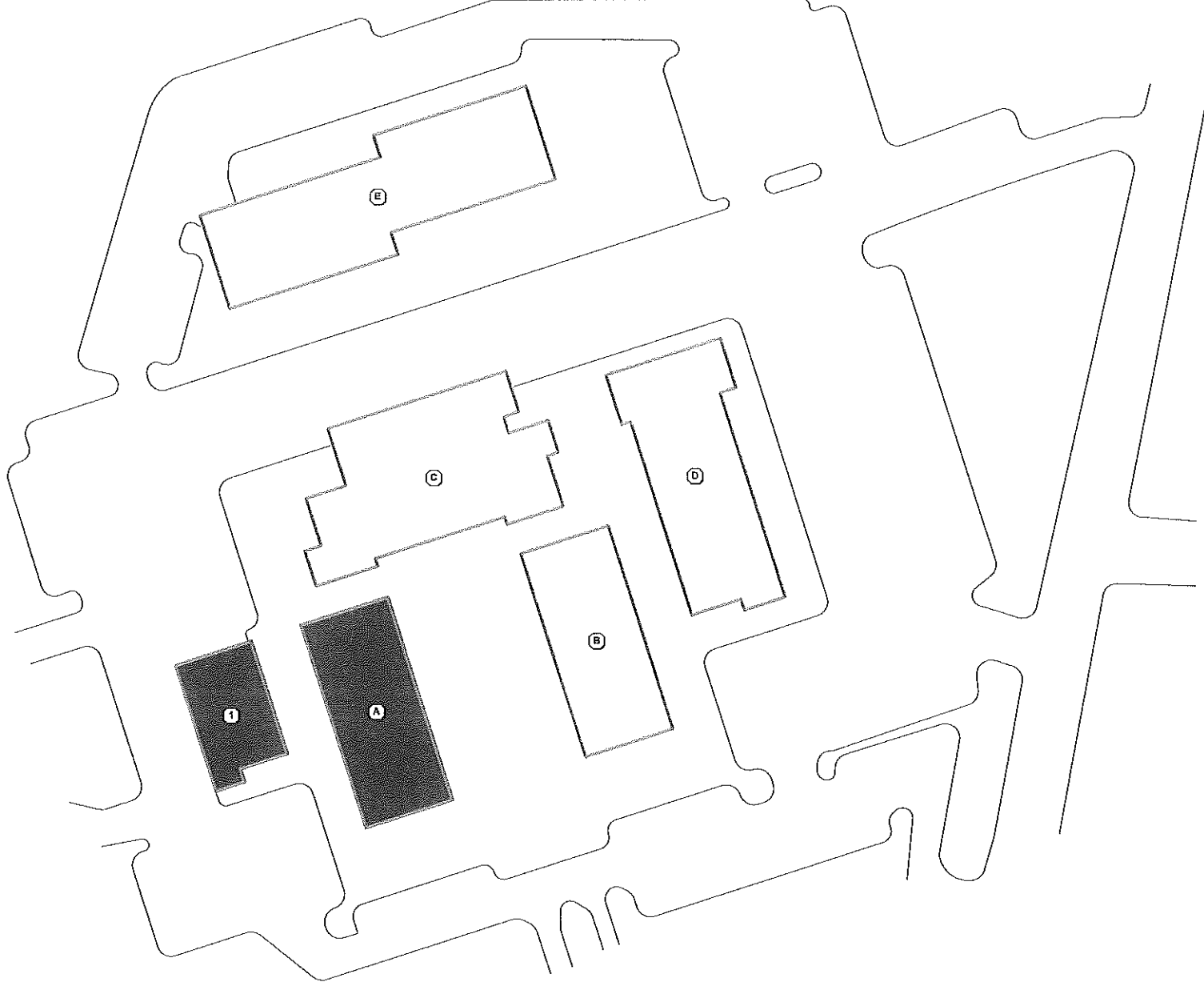
SW Texas Junior College  
 2401 Garner Field Road  
 Uvalde, TX 78801  
 Designed by: AJD Date: 10/31/2012  
 Software by: Date:  
 Checked by: Date:

03 - E.P. Richarz Building  
 Uvalde Campus  
 Campus Map

Job Number  
 PC:1P0183  
 File Name  
 Floor Plan and  
 misc.vsd  
 Sheet Number  
 3 of 14  
 Last Saved  
 2/8/2013  
 Last Printed  
 2/8/2013

- ① Admin Building
- Ⓐ Building A
- Ⓑ Sul Ross Building
- Ⓒ Building C
- Ⓓ Building D
- Ⓔ Building E

# Eagle Pass Campus



Job Number: PC11P0183  
 File Name: Floorplan.vsd  
 Sheet Number: 3 OF 16  
 Last Saved: 12/16/2012  
 Last Printed: 12/16/2012

Admin Building & Building A  
 Eagle Pass Campus

Campus Map


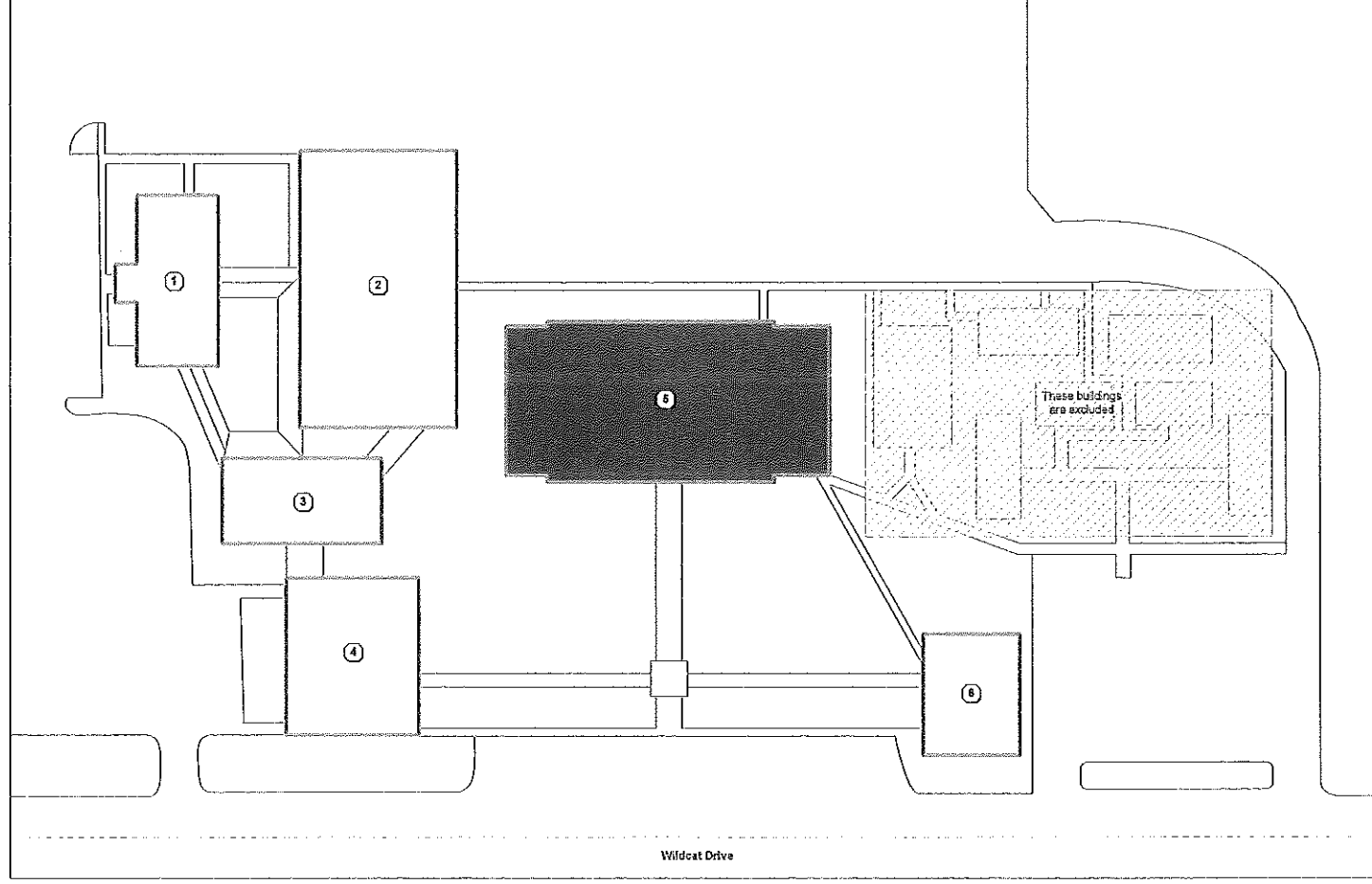
SW Texas Junior College  
 4003 U.S. 277  
 Eagle Pass, TX 78852  
 Designed by: AJD  
 Software by: |  
 Date: 11/02/2012  
 Date: |  
 Date: |

CONSTRUCTION		Date:
<input type="checkbox"/> Change		1/16/12
<input checked="" type="checkbox"/> Preliminary Submittal		1/16/12
<input checked="" type="checkbox"/> Submitted for PM Approval		2/28/12
<input checked="" type="checkbox"/> PM Approved		2/28/12
<input checked="" type="checkbox"/> Draw Mod Follow		2/28/12
<input checked="" type="checkbox"/> Construction		2/28/12

**Schneider Electric**  
 Your drawings and designs are the property of Schneider Electric. They are not to be reproduced or used for any other project without the written consent of Schneider Electric.

- ① Sul Ross Faculty Building
- ② Sul Ross Academic Building
- ③ Sul Ross Technical Services Building
- ④ Sul Ross Admin Building
- ⑤ Academic Building
- ⑥ Admin Building

# Del Rio Campus



Revision: CONSTRUCTION	
#	Date
1	1/14/12
2	1/16/12
3	12/26/12
4	07/29/13
5	07/29/13

N Texas Junior College  
 17 Wildcat Dr.  
 Del Rio, TX 78840  
 Date: 11/14/2012  
 Designed by: AJD  
 Checked by:

Main Building  
 Del Rio Campus  
 Campus Map

Job Number: PC11P0183  
 File Name: Floorplan.vsd  
 Sheet Number: 3 OF 19  
 Last Saved: 1/18/2013  
 Last Printed: 1/18/2013

# Crystal City Campus

Floor Plan Legend	
1	100 Series Controller
2	200 Series Controller
3	300 Series Controller
4	400 Series Controller
5	500 Series Controller
S	StruxureWare Controller
R	Xenta Repeater
AH	Air Handling Unit
B	Hot Water or Steam Boiler
CH	Chiller
CB	Cabinet Unit Heater
CU	Condensing Unit
EF	Exhaust/Relief Fan
EP	Electrical Panel
FC	Fan Coil Unit
H	Domestic Water Heater
HP	Heat Pump
I	BAS Network Interface to Ethernet
RT	Roof Top Unit
UH	Unit Heater (Gas or Electric)
UV	Unit Ventilator
V	Variable Frequency Drive
VA	Variable Air Volume Box
W	Window Unit
Relay	Relay
New Thermostat	New Thermostat
Network Thermostat	Network Thermostat
Existing Thermostat	Existing Thermostat
Temperature Sensor	Temperature Sensor
Temperature Sensor w/Ovrd	Temperature Sensor w/Ovrd
Temperature Sensor w/Adj	Temperature Sensor w/Adj
Temperature Sensor w/Ovrd & Adj	Temperature Sensor w/Ovrd & Adj
Remote Temperature Sensor w/Ovrd	Remote Temperature Sensor w/Ovrd
Humidity	Humidity
Indoor Air Quality (Co2)	Indoor Air Quality (Co2)


Color Legend	
AHU1	VAV2-4
VAV1-1	AHU3
VAV1-2	AHU4
VAV1-3	AHU5
VAV1-4	
VAV1-5	
VAV1-6	
VAV1-7	
VAV1-8	
AHU2	
VAV2-1	
VAV2-2	
VAV2-3	
	Not Conditioned or Not Controlled

Floor Plan Notes	
1	Old thermostat that has been abandoned
2	Exhaust fan interlocked with lights. Excluded from BAS
3	EDR: Exposed 120V conductors above ceiling to access VAV2-3
4	Existing bypass damper locations. Quantity of 2 for AHU2 and 1 for AHU1
5	Existing Trane controller location. To be demoed and Panel 1 puts in its place. Reuse existing gutter above old panel.
6	Lab Hood is excluded from the BAS Scope.
7	Utilize existing space in server rack to mount LSR_01
8	EDR: Clogged drain
9	EDR: Mini Split not functional at time of field survey. Mold on walls.
10	EDR: Bypass damper is capped and is not functional

General Notes	
1	Drop ceiling unless otherwise noted



These drawings and designs are the property of Schneider Electric. They are not to be reproduced, stored in a retrieval system, or transmitted in any form or by any means, electronic, mechanical, photocopying, recording, or by any information storage and retrieval system, without the prior written permission of Schneider Electric.

CONSTRUCTION	
Revision:	Date:
1E Change:	1/17/2012
2A Preliminary Drawing:	1/17/2012
3A Submitted for PM Approval:	2/20/2012
4A PM Approval:	3/15/2012
5A Draw Mod Flood:	3/15/2012
6A Construction:	3/15/2012

SW Texas Junior College 215 W. Zavala St. Crystal City, TX 78839	Designed by: JWS Software by: Checked by:
Date: 11/15/2012	Date:
Date:	Date:

Job Number: PC11P0183	Last Saved: 1/18/2013
File Name: Floorplan and Misc.yxd	Last Printed: 1/18/2013
Sheet Number: 3 OF 18	